

LED

EGO
LED



ZEPPELIN-KROSS-VISTA

design U.TEGOLUCE

Collezione di faretti da incasso **calpestabili IP 67** in acciaio INOX AISI316L completi di dissipatore e cavo in neoprene da 30 cm. Montaggio con o senza cassaforma. Alimentati a 350mA (1W)
ALIMENTATORE NON INCLUSO.

6348/49 Zeppelin: flangia tonda o quadrata. Vetro di protezione satinato.

6361.33 Kross: flangia a quattro emissioni. Disponibile anche con LED blu.

6362.33 Vista: flangia con palpebra antiabbagliamento per illuminazione radiale.

Series of **trampleable IP67** recessed spotlights, made of stainless steel INOX AISI316L. Heatsink and neoprene cable 30 cm. included. Installation with or without junction box. Available for converter 350 mA (1w).

CONVERTER NOT INCLUDED.

6348/49 Zeppelin: square or round frame, frosted safety glass diffuser.

6361.33 Kross: four ways frame for radial emission. Also available with blue LED

6362.33 Vista: anti dazzling eyelid for radial emission

Série de spots encastrés **piétinables IP67** en acier INOX AISI316L. Dissipateur thermique et câble néoprène 30 cm. inclus. Montage avec ou sans coffrage. Alimentation à 350 mA(1W).

CONVERTISSEUR PAS INCLUS

6348/49 Zeppelin: cadre ronde ou carré, verre de protection satiné.

6361.33 Kross: diffuseur à quatre voies pour émission radiale, également disponible avec LED en couleur Bleu.

6362.33 Vista: Cadre anti-éblouissement pour émission radiale.

Serie begehbarer **Einbaustrahler IP67** aus rostfreiem Stahl INOX AISI316L, Kühlkörper und Neoprene Stromkabel 30 cm. inbegriffen. Montage mit oder ohne Einbaugehäuse. Versorgung 350 mA(1W).

KONVERTER NICHT INBEGRIFFEN

6348/49 Zeppelin: Runde oder quadratische Rahme, satiniertes Schutzglas.

6361.33 Kross: Vierseitige Diffusor für streifendes Lichtabstrahlung, auch verfügbar mit blauem LED.

6362.33 Vista: Mit Blendschutz-zwinge für streifendes Lichtabstrahlung.

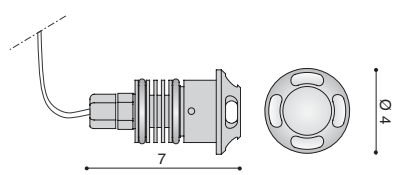




⌀ 3,2 cm.

Molla per cartongesso inclusa
 Spring for plasterboard included
 Ressort pour plaque de plâtre compris
 Feder für Gipskarton inbegriffen
 Spring for plasterboard included
 Ressort pour plaque de plâtre compris
 Feder für Gipskarton inbegriffen

KROSS 6361

350 mA(1W) - 3700° K	
F III	IP67 ⌀ 3 cm.
.33	
INOX AISI 316L	1<-40°C 500 Kg



pag. 110



SOLO COLLEGAMENTO IN SERIE - ONLY SERIAL CONNECTION - ESCLUSIVEMENT MONTAGE EN SERIES - NUR SERIENVERBINDUNG - pag. 112




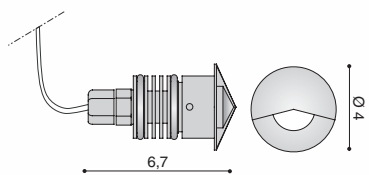


3,2 cm.

Molla per cartongesso inclusa
Spring for plasterboard included
Ressort pour plaque de plâtre compris
Feder für Gipskarton inbegriffen

VISTA 6362

350 mA(1W) - 3700° K	
F III	IP67
.33	3 cm.
INOX AISI 316L	500 Kg



pag. 110




0220



0216 - Ø 3



0125 350 mA



0128 350 mA

SOLO COLLEGAMENTO IN SERIE - ONLY SERIAL CONNECTION - ESCLUSIVEMENT MONTAGE EN SERIES - NUR SERIENVERBINDUNG - pag. 112





ONE

design U.T. EGOLUCE

Incasso LED IP44 per luce di segnalazione. Corpo in policarbonato trasparente. Completo di alimentazione 110/240V, circuito LED e scatola per l'incasso a parete inclusa. Applicazione della flangia frontale trasparente a scatto (senza l'utilizzo di viti).

In dotazione diverse pellicole di colore da applicare: bianco, cromo e colorate.

Recessed LED Light IP44 for signalisation. Frame in clear Polycarbonate. Complete with converter 110/240V, LED circuit and junction box included.

Simple click mounting clear frame (without screws).

Different colour films options for the frame included: white, chrome and coloured films. Chromé et films colores.

Appareil encastré IP 44 pour lumière de signalisation. Cadre en polycarbonate transparent. Complet de convertisseur 110/240V, circuit LED et boîte d'encastrement.

Cadre pour montage rapide (sans Vis).

Inclus plusieurs options de couleur pour le cadre: blanc, chromé et films colores.

LED Einbauleuchte IP44 für Signalisierung. Gestell aus klarem Polycarbonat. Komplett mit Konverter 110/240V, LED Einheit und Einbaugehäuse inbegriffen.


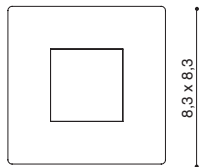
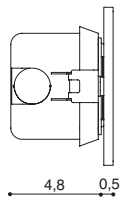
Einfache Montage des Gestell (ohne Schrauben).

Anbei verschiedene farbigen, verchromten und weissen Abdeckungen zu befestigen




ONE 6370

110 - 240V 1,2W - 3000° K			
.00	8,2x6,5x4,8h cm.		



00.W



00.B









SIRIO-VEGA-ALCOR

design U.T. EGOLUCE

Collezione di faretti da incasso con diffusore in cristallo trasparente, flangia in alluminio cromato, completi di dissipatore.

Le varie forme, prisma, diamante o globo, proiettano e irradiano caratteristici effetti luminosi (vedi foto).

Possibilità di montaggio a parete o soffitto con o senza cassaforma. Alimentati a 350mA (1W)
ALIMENTATORE NON INCLUSO.

Series of recessed spotlights, clear crystal diffuser, frame in chromed aluminium heat sink included. Each shape (prism, diamond, globe) creates different remarkable light effects (see photo).
Ceiling or wall mounting with or without junction box.
Available for converter 350 mA (1w).
CONVERTER NOT INCLUDED.

Série de spots encastrés avec diffuseur en cristal transparente, cadre en aluminium chromé, dissipateur de chaleur inclus.

Chaque typologie (prisme, diamant ou globe) projette différents effets de lumière (voire photo)


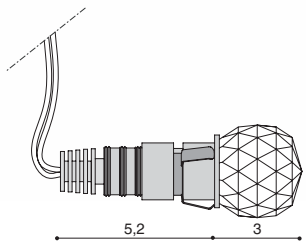
Pour montage à mur ou plafond avec ou sans coffrage.
Alimentation à 350 mA(1W).
CONVERTISSEUR PAS INCLUS

Serie Einbaustrahler mit klarem Kristall Diffusor, Einbaustrahler mit klarem Kristallglas, verchromte Aluminium Struktur, Kühlkörper inbegriffen.
Wand- oder Deckenmontage mit oder ohne Einbaugeschäuse.
Versorgung 350 mA(1W).
KONVERTER NICHT INBEGRIFFEN



VEGA 6358

350 mA(1W) - 3700° K			
.50			



pag. 110



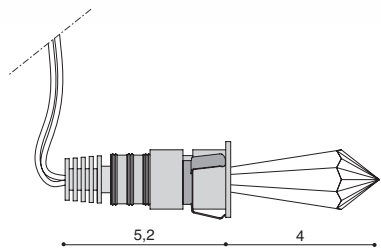
SOLO COLLEGAMENTO IN SERIE - ONLY SERIAL CONNECTION - ESCLUSIVEMENT MONTAGE EN SERIES - NUR SERIENVERBINDUNG - pag. 112





SIRIO 6359

350 mA(1W) - 3700° K			
.50			



pag. 110




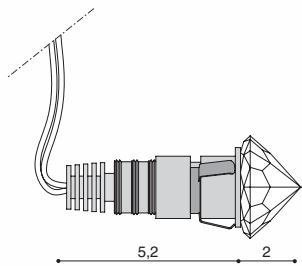
SOLO COLLEGAMENTO IN SERIE - ONLY SERIAL CONNECTION - ESCLUSIVEMENT MONTAGE EN SERIES - NUR SERIENVERBINDUNG - pag. 112





ALCOR 6360

350 mA(1W) - 3700° K			
.50			




pag. 110



0212 - Ø 2



0215 - Ø 2




0125 350 mA



0128 350 mA

SOLO COLLEGAMENTO IN SERIE - ONLY SERIAL CONNECTION - ESCLUSIVEMENT MONTAGE EN SERIES - NUR SERIENVERBINDUNG - pag. 112





TOP - TOP MINI

design U.T.EGOLUCE

Faretti ad incasso in alluminio verniciato bianco, completi di dissipatore. La parabola interna proietta un fascio di luce ideale per piccole vetrine.

Possibilità di montaggio a parete o soffitto con o senza cassaforma. Alimentabili a 350mA (1W) o 500mA (2W).
ALIMENTATORE NON INCLUSO.

Recessed spotlights, white painted aluminium body, heat sink included. The internal reflector provides a cone of light, suitable for small display cases.

For ceiling or wall mounting with or without junction box. Suitable for converter 350 mA (1W) or 500 mA (2W).
CONVERTER NOT INCLUDED.

Spots encastrés en aluminium finition blanc laqué, dissipateur de chaleur inclus. L'ouverture du réflecteur intérieur est idéale pour l'éclairage des petites vitrines.

Prévu pour montage à mur ou plafond avec ou sans coffrage. Alimentation à 350 mA(1W) ou 500 mA (2W).
CONVERTISSEUR PAS INCLUS

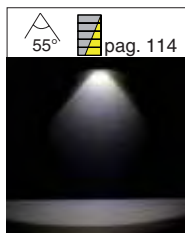
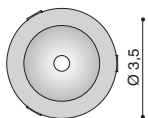
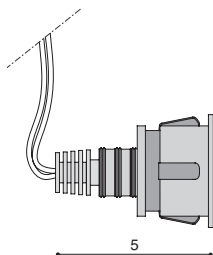
Einbaustrahler aus Aluminium, Ausführung weiß Lackiert, Kühlkörper inbegriffen. Innenreflektor mit Ausstrahlwinkel optimal für Vitrinenbeleuchtung.

Wand- oder Deckenmontage mit oder ohne Einbaugeschäuse. Versorgung 350 mA(1W) oder 500 mA (2W).
KONVERTER NICHT INBEGRIFFEN



TOP 6363

350 mA(1W) - 500 mA(2W) - 3700° K			
F	III	IP40	3 cm.
.01			



pag. 110




0213 - Ø 3




0216 - Ø 3



0125 350 mA




0128 350 mA



0127 500 mA

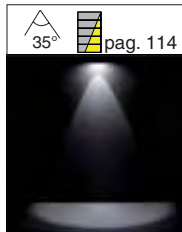
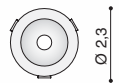
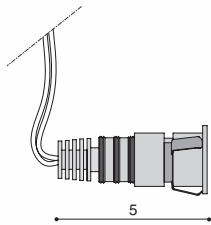
SOLO COLLEGAMENTO IN SERIE - ONLY SERIAL CONNECTION - ESCLUSIVEMENT MONTAGE EN SERIES - NUR SERIENVERBINDUNG - pag. 112





TOP MINI 6364

350 mA(1W) - 3700° K			
F	III	IP40	⌀ 2 cm.
.01			



pag. 110




0212 - Ø 2



0215 - Ø 2



0125 350 mA



0128 350 mA

SOLO COLLEGAMENTO IN SERIE - ONLY SERIAL CONNECTION - ESCLUSIVEMENT MONTAGE EN SERIES - NUR SERIENVERBINDUNG - pag. 112





SPOTS LED

design U.T. EGOLUCE

Le nuove sorgenti spot EGOLUCE danno la possibilità di sostituire le tradizionali lampadine dicrome in prodotti già presenti nella collezione Egoluce. Prodotte in due dimensioni Diam. 50mm (max 700mA 3x3W) o 35mm (max 500mA 1x2W) con dissipatore in alluminio e lente ottica (25°) sono disponibili nelle temperature di colore 3700°K o 3000°K.

L'utilizzo di sorgenti LED consente una notevole riduzione dei consumi e delle emissioni di calore offrendo una resa luminosa ottimale.


New EGOLUCE spotlight sources allow to replace conventional dichroic bulbs in spotlights from the EGOLUCE collection. Two different options: Ø50mm (max 700mA 3x3W) or Ø35mm (max 500mA 1x2W) Aluminium heat sink and 25° lens included. Available in two light temperatures: 3700K° or 3000K°. The use of LED sources minimize energy consumption and reduce heat emissions providing optimal lighting performances.

Les nouvelles sources spots EGOLUCE permettent de remplacer les traditionnelles ampoules dichroïques dans plusieurs appareils de la collection EGOLUCE.

Deux différents typologies : (max 700mA 3x3W) ou Ø35mm (max 500mA 1x2W). Dissipateur de chaleur et lentille 25° inclus. Disponibles dans deux tonalités de couleur de lumière : 3.700 K° et 3.000 K°.

L'utilisation de sources LED réduit sensiblement la consommation énergétique et les émissions de chaleur et donne par contre un rendu lumineux optimal.

Die neuen Lichtquellen EGOLUCE ermöglichen das Ersatz von traditionellen Kaltlicht- Spiegellampe (KLS) in mehreren Lichtstrahler der Kollektion EGOLUCE. Zwei Modelle: (max 700mA 3x3W) oder Ø35mm (max 500mA 1x2W). Kühlkörper und Linse 25° inbegriffen. Verfügbar mit Lichtfarbtemperatur 3.700 K° oder 3.000 K°. Verwendung von LED Lichtquellen ermöglicht niedriger Energieverbrauchs und extrem geringen Wärmeentwicklung für eine optimale Beleuchtung.


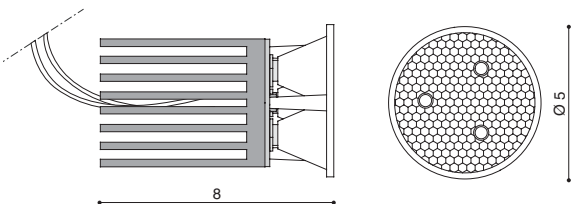


SPOT 50mm 0121

700 mA(3x3W) - 3700° K
500 mA(3x2W) - 3700° K
350 mA(3x1W) - 3700° K

0123

700 mA(3x3W) - 3000° K
500 mA(3x2W) - 3000° K
350 mA(3x1W) - 3000° K



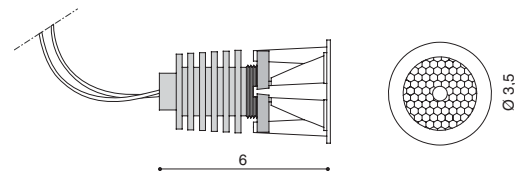


SPOT 35mm 0120

500 mA(2W) - 3700° K
350 mA(1W) - 3700° K

0122

500 mA(2W) - 3000° K
350 mA(1W) - 3000° K





TAPPO 6330 + LED 0121-0123*


0121 = max 700 mA(3x3W) - 3700° K	
0123 = max 700 mA(3x3W) - 3000° K	
.01	7,9 cm.

*Sostituisce art.6328 - Replaces art. 6328
 Remplace art.6328 - Ersetzt art. 6328




6330

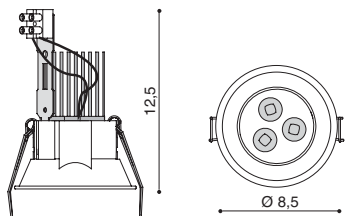
0121-0123



3700°K



3000°K



pag. 110



0203




0126 700 mA



0127 500 mA




0125 350 mA



0128 350 mA

SOLO COLLEGAMENTO IN SERIE - ONLY SERIAL CONNECTION - ESCLUSIVEMENT MONTAGE EN SERIES - NUR SERIENVERBINDUNG - pag. 112





TAPPOMINI 6327 + LED 0120-0122*

0120 = max 500 mA(2W) - 3700° K	
0122 = max 500 mA(2W) - 3000° K	
F	III
.01	5,9 cm.


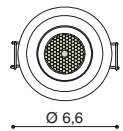
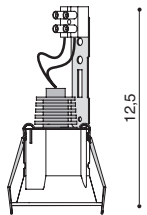
*Sostituisce art.6326 - Replaces art. 6326
Remplace art.6326 - Ersetzt art. 6326



6327



0120-0122



pag. 110




0221



0127 500 mA




0125 350 mA



0128 350 mA

SOLO COLLEGAMENTO IN SERIE - ONLY SERIAL CONNECTION - ESCLUSIVEMENT MONTAGE EN SERIES - NUR SERIENVERBINDUNG - pag. 112






EDY6305 + LED 0121-0123

0121 = max 700 mA(3x3W) - 3700° K			
0123 = max 700 mA(3x3W) - 3000° K			
F		III	
.01	.03	.31	.32
7,2x8,2 cm.			


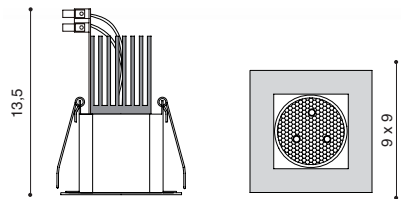
art.0199

Kit vetro diffusore sabbiato
 Kit diffuser glass
 Kit verre diffuseur
 Kit satiniertes Glas




6305

0121-0123



25° pag. 115

3700°K




25° pag. 115

3000°K

pag. 110



SOLO COLLEGAMENTO IN SERIE - ONLY SERIAL CONNECTION - ESCLUSIVEMENT MONTAGE EN SERIES - NUR SERIENVERBINDUNG - pag. 112






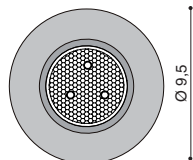
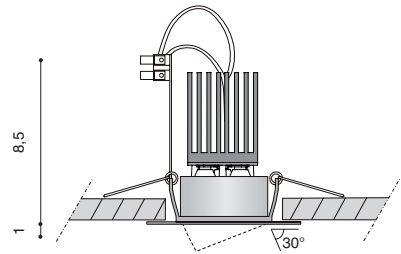
6047 + LED 0121-0123

0121 = max 700 mA(3x3W) - 3700° K				
0123 = max 700 mA(3x3W) - 3000° K				
∇ F	\diamond III			
.01	.03	.20	.31	.32
7,5 cm.				



6047


0121-0123



pag. 110

(1-2 spots)	(1-2 spots)	(1 spot)	(1-3 spots)
0126 700 mA	0127 500 mA	0125 350 mA	0128 350 mA

SOLO COLLEGAMENTO IN SERIE - ONLY SERIAL CONNECTION - ESCLUSIVEMENT MONTAGE EN SERIES - NUR SERIENVERBINDUNG - pag. 112





KINESIS



6197 + LED 0121-0123

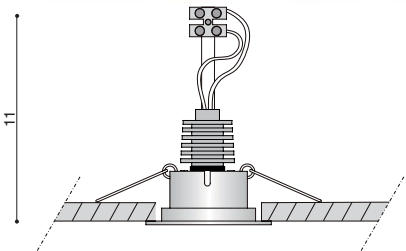
0120 = max 500 mA(2W) - 3700° K			
0122 = max 500 mA(2W) - 3000° K			
∇ F	∇ III		
.01	.20	.31	.32
5,3 cm.			




6197



0120-0122



pag. 110



(1-6 leds)

0127 500 mA



(1-4 leds)

0125 350 mA



(1-10 leds)

0128 350 mA



SOLO COLLEGAMENTO IN SERIE - ONLY SERIAL CONNECTION - ESCLUSIVEMENT MONTAGE EN SERIES - NUR SERIENVERBINDUNG - pag. 112